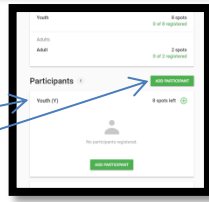
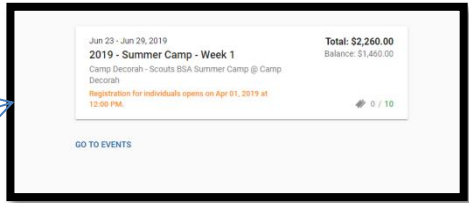


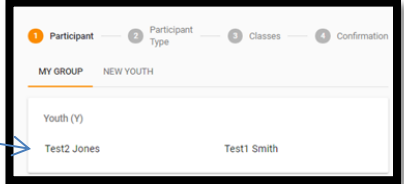
TO REGISTER FOR SUMMER CAMP MERIT BADGES & ACTIVITIES

- Go to www.gatewayscouting.org
- Login with your username & password given to you via email.
- CLICK on GO TO EVENTS
- CLICK on SUMMER CAMP 2019
- If you haven't paid the \$100 deposit per scout, use the help sheet called "Pay Youth Participant Deposit" and do that.
- When ready, scroll down to the PARTICIPANT section for YOUTH.



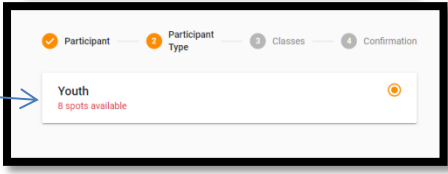
PARTICIPANT

1. Click on the ADD PARTICIPANT, and choose the Scout's name from your list. Now you will see their contact information. CLICK ON "NEXT"



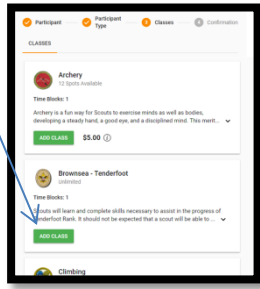
PARTICIPANT TYPE

2. Now, you will see the Participant Type as Youth. CLICK ON "NEXT"

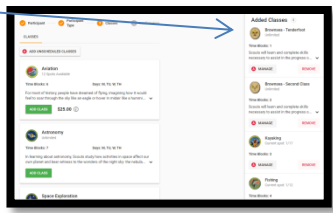


CLASSES

3. Now, you will see the list of classes starting with time block 1 classes. Scroll until you find the needed class, choose "ADD CLASS" for their selected class and it will appear on the right side of the screen. Now, the Time Block 2 classes will appear, choose from that and then the Time Block 3 classes will appear. Continue the process of choose all the classes for your scout and each one will appear on the right under "Added Classes."

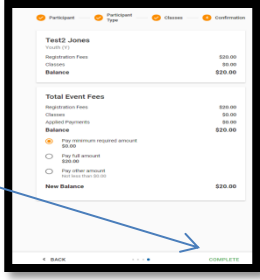


When you are done selecting for this youth, CLICK ON "NEXT."



CONFIRMATION

4. Click on "COMPLETE" If you have more youths to add, click on ADD PARTICIPANT and choose their name, and select their classes and click on COMPLETE. Do for all your scouts.



5. At this point, you don't need to pay the final amount due until May 1st, so you can choose Pay Minimum of \$0 and click on CHECKOUT. Then click on PLACE ORDER.

You must see "Order Submitted" to make sure the registration is complete.

