

Youth Protection Training Steps

Exploring Advisors:


THANK YOU SO MUCH FOR BEING AN EXPLORING ADVISOR AND PROVIDING GUIDANCE TO OUR YOUTH IN THE COMMUNITY!

As part of this role, it is important that we follow the Youth Protection Guidelines to ensure our Explorers are safe at all times! I found the training helpful as an advisor, but also enlightening as a parent.

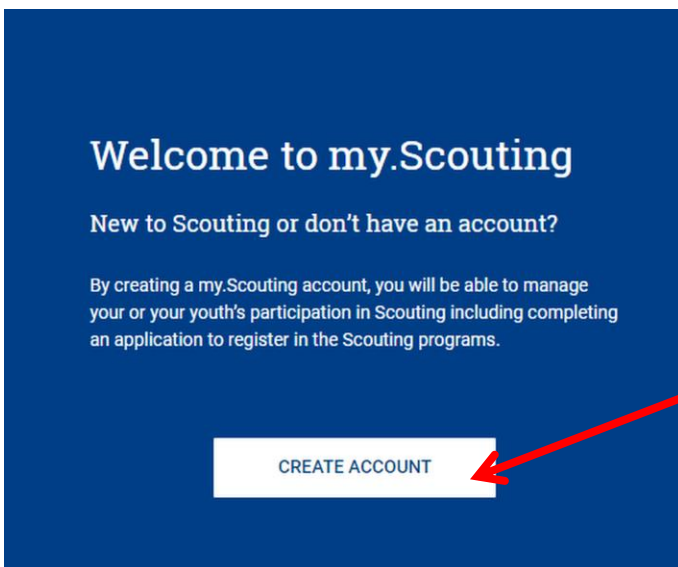
Please set aside about 1.5 to 2 hours to go through the online training. Here are the steps:

Step 1: Go to <https://www.exploring.org/training-safety/>

Step 2: Scroll down and click on "here" to login in and get started with Youth Protection Training



Step 3: Click on "Create Account"

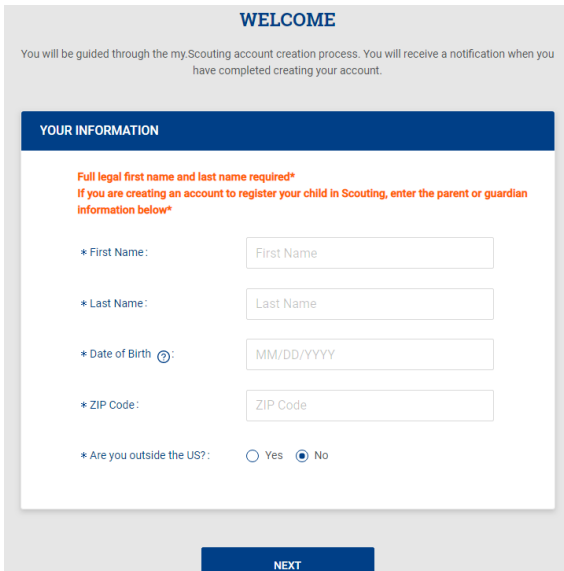


Step 4: Enter contact information, username and password, security questions, etc

Youth Protection Training Steps

The username needs to be 8 to 20 characters and needs to be alphanumeric without spaces (only periods and underscores are allowed)

IMPORTANT: MAKE SURE YOU REMEMBER YOUR USERNAME AND PASSWORD!



WELCOME


You will be guided through the my.Scouting account creation process. You will receive a notification when you have completed creating your account.

YOUR INFORMATION

Full legal first name and last name required*
If you are creating an account to register your child in Scouting, enter the parent or guardian information below*

* First Name:

* Last Name:

* Date of Birth :

* ZIP Code:

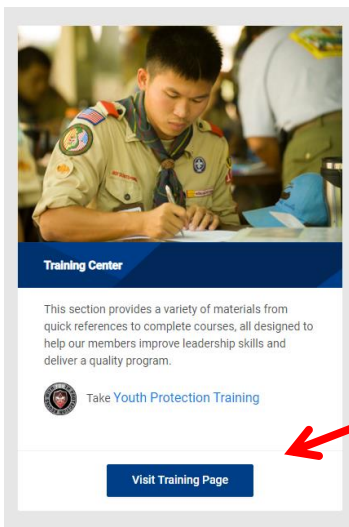
* Are you outside the US?: Yes No

NEXT

Click NEXT through each of the contact info entry boxes.

Then, click on CREATE ACCOUNT. If it looks like nothing is happening, scroll up to see if there are any errors and fix them.

Step 5: Now you will see the Training Center, CLICK ON Blue Box "Visit Training Page"



Youth Protection Training Steps

and you will see, and click on the "Click Here to Take Training"

Youth Protection

BSA Youth Protection Mission Statement

True youth protection can be achieved only through the focused commitment of everyone in Scouting: volunteers and professionals to work within the Boy Scouts of America to maintain a culture of Youth national, regional, area, council, district, and unit levels. [Protección Juvenil En Español](#)



Step 6: Scroll Down and Click on "Add Plan"

Youth Protection - Yo1

2 PLANS 0 ASSIGNED 0 INCOMPLETE 0 PAST DUE 0 DUE SOON

DUE DATE (RECENT TO OLD) FILTERS (#)

Youth Protection Training - MANDATORY

TYPE Standard Learning Plan

DUE DATE N/A

COMPLETED DATE N/A

+ Add Plan

Step 7: Click on the blue title of "Youth Protection Training - Mandatory v2"

Youth Protection Mandatory Training (Required) Learning Plan

NAME (A-Z) FILTERS (#)

Youth Protection Training - Mandatory v2

The safety and well-being of our youth is of paramount importance to our organization, and integral to everything we do. We... [more](#)

TYPE Standard Learning Plan

COMPLETED DATE N/A

0% COMPLETED

Youth Protection Training Steps

Step 8: Now you are ready to launch the 4 modules of the Youth Protection Training. Click on the Blue Button to LAUNCH COURSE for each module.

Youth Protection Training - Mandatory v2

4 ITEMS 0% COMPLETED 0 ITEMS PAST DUE 0 ATTACHMENTS

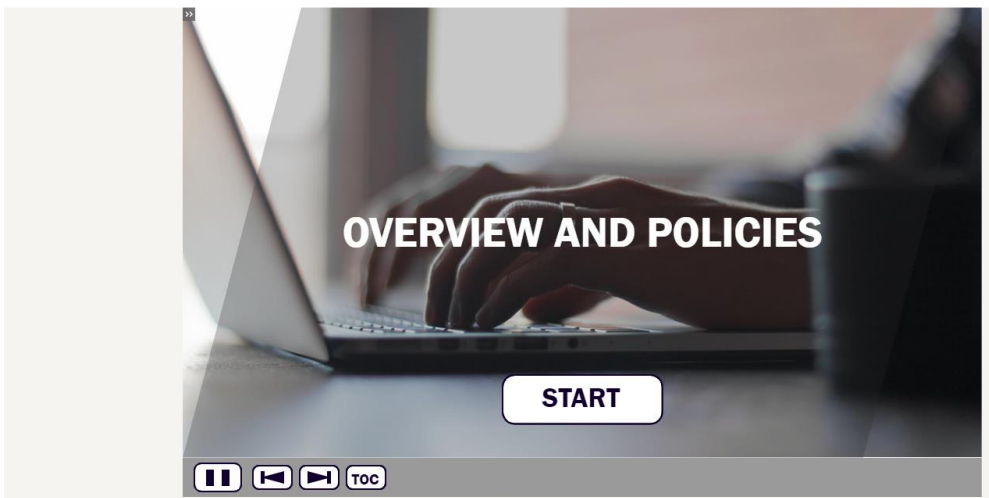
SEQUENCE NUMBER FILTERS (#)

Youth Protection Mandatory Training (Required) Lea. > Youth Protection Training - Mandatory v2

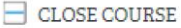
1	Overview and Policies v2 At the end of this module you should be able to recognize, respond and report the different kinds of abuse experienced by youth. Importantly, you will also know the barriers to abuse and how to utilize them to help create and maintain a safe space for youth.	STATUS Not Attempted	OPTIONAL No	TYPE Course	LAUNCH COURSE
2	Sexual Abuse v2 Child sexual abuse is considered a public health concern by experts and health organizations. This module covers the different types of sexual abuse.	STATUS Not Attempted	OPTIONAL No	TYPE Course	LAUNCH COURSE
3	Bullying v2 Bullying is any unwanted, aggressive behavior by an adult, a youth, or a group that involves an observed or perceived power imbalance and is repeated or is likely to be repeated multiple times. This module covers various forms of bullying.	STATUS Not Attempted	OPTIONAL No	TYPE Course	LAUNCH COURSE
4	YPT Certification Test v2 This exam must be passed with a 75% or better passing criteria along with the other mandatory modules to receive credit for the YPT course.	STATUS Not Attempted	OPTIONAL No	TYPE Course	LAUNCH COURSE

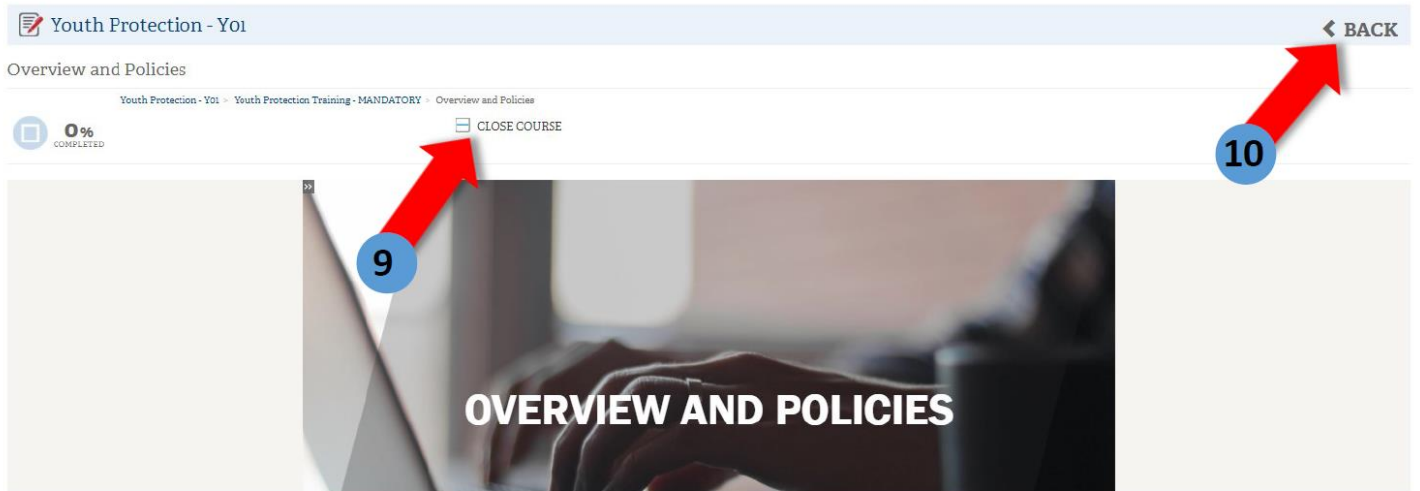
Click on the button to start the video.

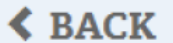
0% COMPLETED CLOSE COURSE



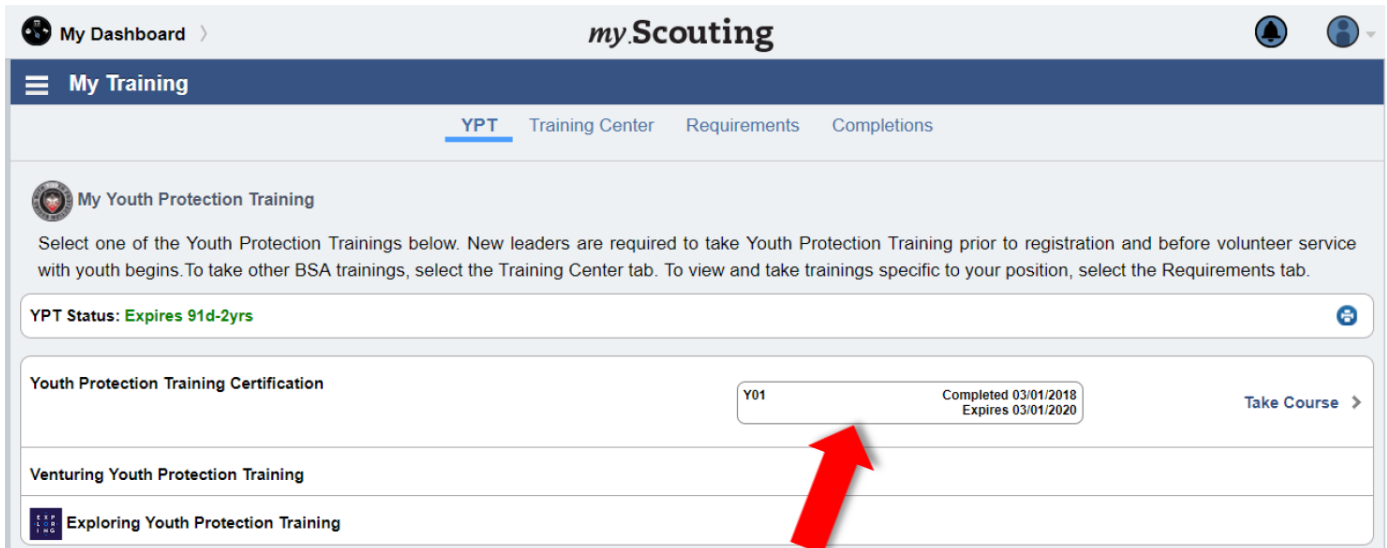
Youth Protection Training Steps

Upon completion of each course select the  button which will register **complete status**.



Select the  button to go back to other course selections.

The Youth Protection Training consists of three modules and a test module. All 4 modules will need to be completed to be considered trained for the Youth Protection Training. **Once all 4 modules** have been completed you will see a YO1 completion indicator in my.Scouting.org indicator.



Training Name	Indicator	Completion/Expiration	Action
Youth Protection Training Certification	Y01	Completed 03/01/2018 Expires 03/01/2020	Take Course >

Youth Protection Training Steps

You may now print out a Youth Protection Training Certificate by selecting the printer icon.

My Dashboard > myScouting

My Training

YPT Training Center Requirements Completions

My Youth Protection Training

Select one of the Youth Protection Trainings below. New leaders are required to take Youth Protection Training prior to registration and before volunteer service with youth begins. To take other BSA trainings, select the Training Center tab. To view and take trainings specific to your position, select the Requirements tab.

YPT Status: Expires 91d-2yrs

Youth Protection Training Certification	Y01	Completed 03/01/2018 Expires 03/01/2020	Take Course >
---	-----	--	---------------

Step 9: **Print your certificate and please record your BSA ID # for future reference.**

Step 10: Make a copy for your records, and give your certificate to the Lead Advisor.

Thanks so much for taking the time to do this important training!